

FDLS SERIES Residential Lighting

FDLS-14-MCT5

MCTP Multi Color Temperature & Multi Power/Wattage (Selectable)



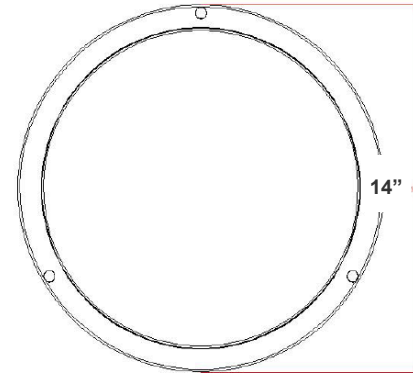
The LED Flush Mount Surface Fixture is a low profile downlight intended for ceiling or wall mount applications. Driver on Board (DOB) technology, with no driver or transformer needed. These flush mount ceiling lights mount directly to a 4" & 3" deep dish junction boxes ideal for Residential and commercial applications

Customer Name: _____

Project Name: _____

Note: _____

Type: _____



14" (D) x 2 1/8" (H)

Features

- Construction: Spun Aluminum + Steel (Brushed Nickel Finish)
- Optics: White Translucent Acrylic Lens
- 5-Year Warranty
- 50,000 Hours Rated Life
- MCT: Multi Color Temperature (Selectable with Switch Inside Fixture)
- High Lumens

Technical Specifications

Electrical:

- Voltage: 120V AC
- Wattage: 24W
- Power Factor: >0.9
- Efficacy: 75 LPW

Mechanical:

- Optics: White Translucent Acrylic Lens
- Construction: Spun aluminum Steel (Brushed Nickel Finish)
- Gasket: Closed Cell Neoprene Foam Gasket
- Operating Temp: -4°F~104°F
- IP Rating: IP20, Suitable for Damp Locations When Gasket is Used

Lighting:

- Dimmable Down to 10% Using a Standard TRIAC LED Dimmer
- Total Lumens: 1800LM
- Color Temperatures: 2700K/3000K/3500K/4000K/5000K
- Multi-CCT (selectable with switch is on the LED Board Under the Lens)
- Color Rendering Index: CRI ≥ 80

Applications:

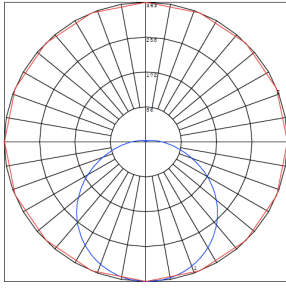
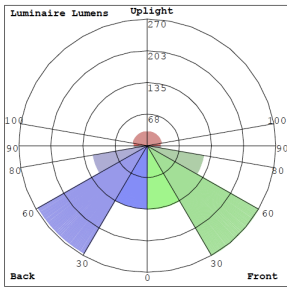
- The LED Flush Mount Surface Fixture is a low profile down light intended for ceiling or wall mount applications. Driver on Board (DOB) technology, with no driver or transformer needed. These flush mount ceiling lights mount directly to a 4" deep dish junction box ideal for Residential and commercial applications

Other Models:

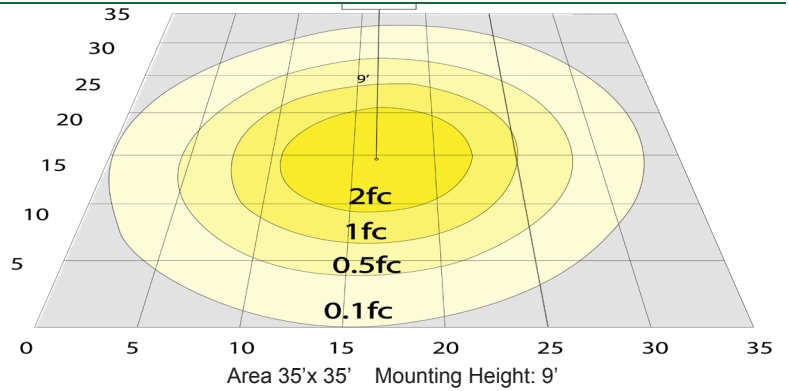
- 20W | 1500LM | FDLS-12-MCT5



Photometrics: FDLS-14-MCT5



BUD Rating: B1-U2-G1



Other Views:



Side View



Front View



Back View

Performance Table: FDLS-14-MCT5

| MODEL NO. | Wattage | Voltage | Lumens | Color Temp. | BUG Rating | LPW |
|--------------|---------|---------|--------|---|------------|-----|
| FDLS-14-MCT5 | 24W | 120V | 1800LM | 2700K 3000K 3500K 4000K 5000K | B1-U2-G1 | 75 |

Sample Ordering

Model Size Color Temp.

FDLS - 14 - MCT5

Accessory:

Blank = No Option For Accessories
DL-SFK:= 4" SEMI-FLUSH ACCESSORY KIT FOR FDL FLUSH-MOUNT SERIES

Factory-Installed Options:

Blank = No Option For Accessories
OPT-FDL-12-EM= EMERGENCY BACKUP BATTERY MOUNT IN EXTENDED BASE
OPT-SEN-2US= ULTRASONIC BI-LEVEL DIMMING (REMOTE NOT NEEDED)
WEC-3RC= OPTIONAL REMOTE CONTROL

ACCESSORY:



FDL-SFK

FACTORY-INSTALLED OPTIONS:



WEC-3RC



OPT-SEN-2US



OPT-FDL-12-EM

